

EC-4BY1SWC/U Series EthernetConnect™ Switch

4-PORT, SELF-MANAGED, POE+ SWITCH WITH EXTENDED UPLINK

Product Features

- No Programming Required
- 10/100 Mbps Ethernet
 - 4 x 10/100BASE-T/TX Electrical Ports Supporting PoE+
 - 1 x 100 Mbps Extended Electrical Uplink
- Transmits Four Individual Ethernet Data Channels Over Standard Cat5/Cat5e/Cat6 UTP Cable or Over Coaxial Cable
- Extends Ethernet up to 914 m (3,000 ft) at 10 Mbps or 610 m (2,000 ft) at 100 Mbps Over Cat5/Cat5e/Cat6 UTP Cable
- Extends Ethernet up to 1,524 m (5,000 ft) at 10 Mbps or 610 m (2,000 ft) at 100 Mbps Over Coaxial Cable
- Extended Temperature Operation of –40°C to 75°C (–40° to 167°F)
- 30 W PoE Capability on Ethernet Ports
- Electrical Ports Support Autonegotiation for 10 Mbps or 100 Mbps, Full-Duplex or Half-Duplex Data
- Pre-Programmed Port for Uplink
- Full 10/100 Mbps Bandwidth
- Supports Multicast and Unicast
- Automatic MDI/MDI-X Crossover
- Designed to Meet Full Compliance with the Environmental Requirements (Ambient Operating Temperature, Mechanical Shock, Vibration, Humidity with Condensation, High-Line/Low-Line Voltage Conditions and Transient Voltage Protection) of NEMA TS-1/TS-2 and the Caltrans Specification for Traffic Signal Control Equipment

The EthernetConnect™ **EC-4BY1SWC/U Series** has two models that provide different front panel connectors; the C model for coaxial applications and the U model for UTP applications.

The EthernetConnect **EC-4BY1SWC/U Series** is an Ethernet switch with uplink management functionality that operates on the Ethernet over copper (EoC). It provides four ports operating at 10/100 Mbps and is designed to combine these four electrical ports into a single electrical extended port that forwards the data to the next network device. The switch does not require programming prior to use.

EC-4BY1SWCPOE-W

EC-4BY1SWUPOE-W

- Voltage Transient Protection on all Power and Signal Input/Output Lines Provides Protection from Power Surges and Other Voltage Transient Events
- Power and Activity Status LED Indicators
- Hot-Swappable Rack Modules
- Interchangeable Between Stand-Alone or Rack Mount Use
- IEEE802.3at Compliant
- Designed and Manufactured in the USA

The **EC-4BY1SWC/U Series** comes pre-programmed, preventing network video flooding with DIP switch selection of the extended distance port as uplink. Ports 1 through 4 can supply up to 30 W of Power over Ethernet (PoE) and incorporate PoE+ features based on the IEEE802.3at standard. Front panel LED indicators confirm the operating status of the Ethernet switch.

The **EC-4BY1SWC/U Series** can be either wall-mounted or chassis-mounted for rack installation. All application configurations should be verified at time of ordering to facilitate ease of installation.

TECHNICAL SPECIFICATIONS

MODELS

EC-4BY1SWCPOE-W	EthernetConnect 4-port coaxial self-managed PoE switch, 30 W per port, EoC using coaxial cable, extended uplink, wall mount
EC-4BY1SWUPOE-W	EthernetConnect 4-port UTP self-managed PoE switch, 30 W per port, EoC using Cat5/Cat5e/Cat6 UTP, extended uplink, wall mount

ELECTRICAL

Operating Voltage	
Non PoE	12 VDC (9 VDC [†] when in USRACK or EURACK)
PoE	48 VDC
Power Consumption	10 W; PSE source power up to 120 W
Current Protection	Automatic resettable solid-state current limiters
MTBF	>100,000 hours
LED Indicators	Data Link/Data Activity; Power; Power over Ethernet (PoE+)

DATA

Data Interface	Ethernet
Data Rate	10/100 Mbps; IEEE802.3 compliant; Ethernet ports: Full/half-duplex; Uplink port: Full-duplex
Standards	
POE+	IEEE802.3af/at
RFC	768 UDP, 2068 HTTP, 793 TCP, 791 IP, 1783 TFTP, 894 IP over Ethernet

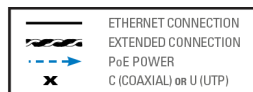
Maximum Transmission Distances

Media	COAX-RG59/U		UTP, 1 Pair		
	Extended Port Data Rate	10 Mbps	100 Mbps	10 Mbps	100 Mbps
Extended Distance*	1,524 m (5,000 ft)	610 m (2,000 ft)	914 m (3,000 ft)	610 m (2,000 ft)	

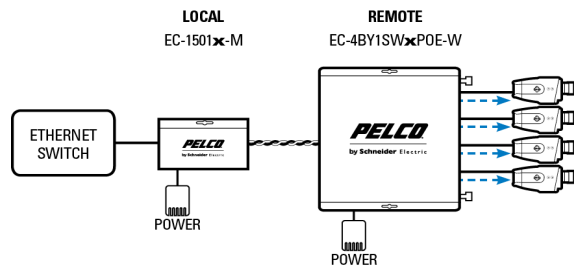
*Distance figures are obtained using in-house testing mirroring installations. Factors such as coaxial and copper cable quality, the number of connectors and splices in the cable run, the use of PoE, and environmental conditions encountered within the installation might affect the actual transmission distance and should be taken into consideration.

TYPICAL APPLICATIONS

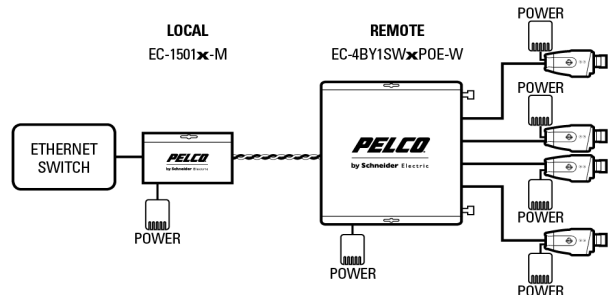
Note: Coaxial applications use the EC-4BY1SWCPOE-W and EC-1501C-M; UTP applications use the EC-4BY1SWUPOE-W and EC-1501U-M.



REMOTE PoE INJECTION MODE



NON-PoE MODE



IMPORTANT NOTE. PLEASE READ. The network implementations are shown as general representations only and are not intended to show detailed network topologies. Your actual network will differ, requiring changes or perhaps additional network equipment to accommodate the systems as illustrated. Please contact your local Pelco representative to discuss your specific requirements.

Pelco, Inc.
625 W. Alluvial Ave., Fresno, CA 93711 United States
USA & Canada Tel (800) 289-9100 Fax (800) 289-9150
International Tel +1 (559) 292-1981 Fax +1 (559) 348-1120
www.pelco.com

⚠ WARNING: Cancer and Reproductive Harm - www.P65Warnings.ca.gov.
⚠ ADVERTENCIA: Cáncer y Daño Reproductivo - www.P65Warnings.ca.gov.
⚠ AVERTISSEMENT: Cancer et Troubles de l'appareil reproducteur - www.P65Warnings.ca.gov.

Pelco, the Pelco logo, and other trademarks associated with Pelco products referred to in this publication are trademarks of Pelco, Inc. or its affiliates. ONVIF and the ONVIF logo are trademarks of ONVIF Inc. All other product names and services are the property of their respective companies. Product specifications and availability are subject to change without notice. ©Copyright 2014, Pelco, Inc. All rights reserved.

GENERAL

Dimensions	15.5 x 13.5 x 2.8 cm (6.1" D x 5.3" W x 1.1" H)
Operating Temperature	-40° to 75°C (-40° to 167°F)
Storage Temperature	-40° to 80°C (-40° to 176°F)
Relative Humidity	0% to 95%, noncondensing
Unit Weight	<0.45 kg (1 lb)
Shipping Weight	<0.9 kg (2 lb)

MECHANICAL

Connectors	
Power	Terminal block
Coaxial	Female BNC
UTP	RJ-45
Data	RJ-45
Surface Mount	Wall or flat surface screw attachment

CERTIFICATIONS/RATINGS

- CE, Class A
- FCC, Part 15, Class A
- UL/cUL Listed
- C-Tick
- Designed to meet NEMA TS-1/TS-2 and the Caltrans traffic signal control equipment environmental standards

RECOMMENDED ACCESSORIES

ECPS-12VDC-3A [†]	EthernetConnect 12 VDC, 3 A power supply for non-PoE pass-through mode applications
ECPS-48VDC-5A [†]	EthernetConnect 48 VDC, 5 A DIN-rail mount power supply for PoE applications
USRACK [†]	Rack-mount chassis, 14-slot, 9 VDC, 6.5 A, internal power supply, US power cord
EURACK [†]	Rack-mount chassis, 14-slot, 9 VDC, 6.5 A, internal power supply, EU power cord
RACK1B	Single-width blank module for empty rack slots

[†]Contact Pelco pre-sales support, or refer to the appropriate installation and operation manual when configuring and specifying power for a deployment.